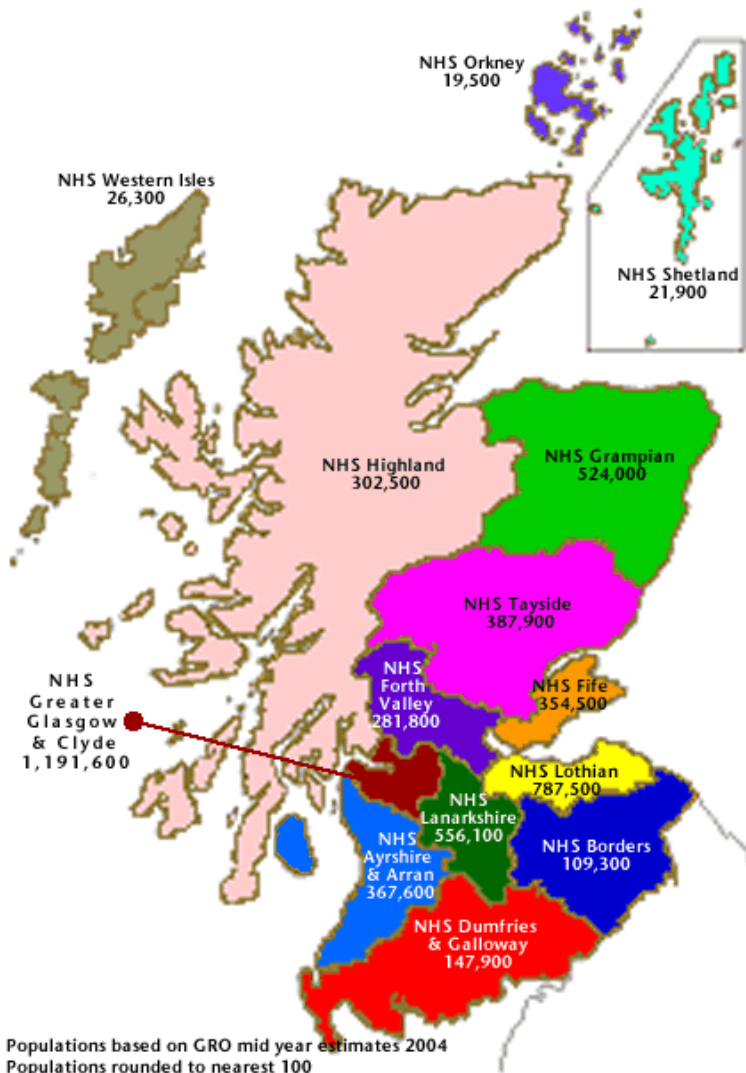




# **Introducing Information Services Division (ISD Scotland)**

**Bill Dunn**  
**Customer Relations Group**  
**ISD Scotland**

# NHS Scotland

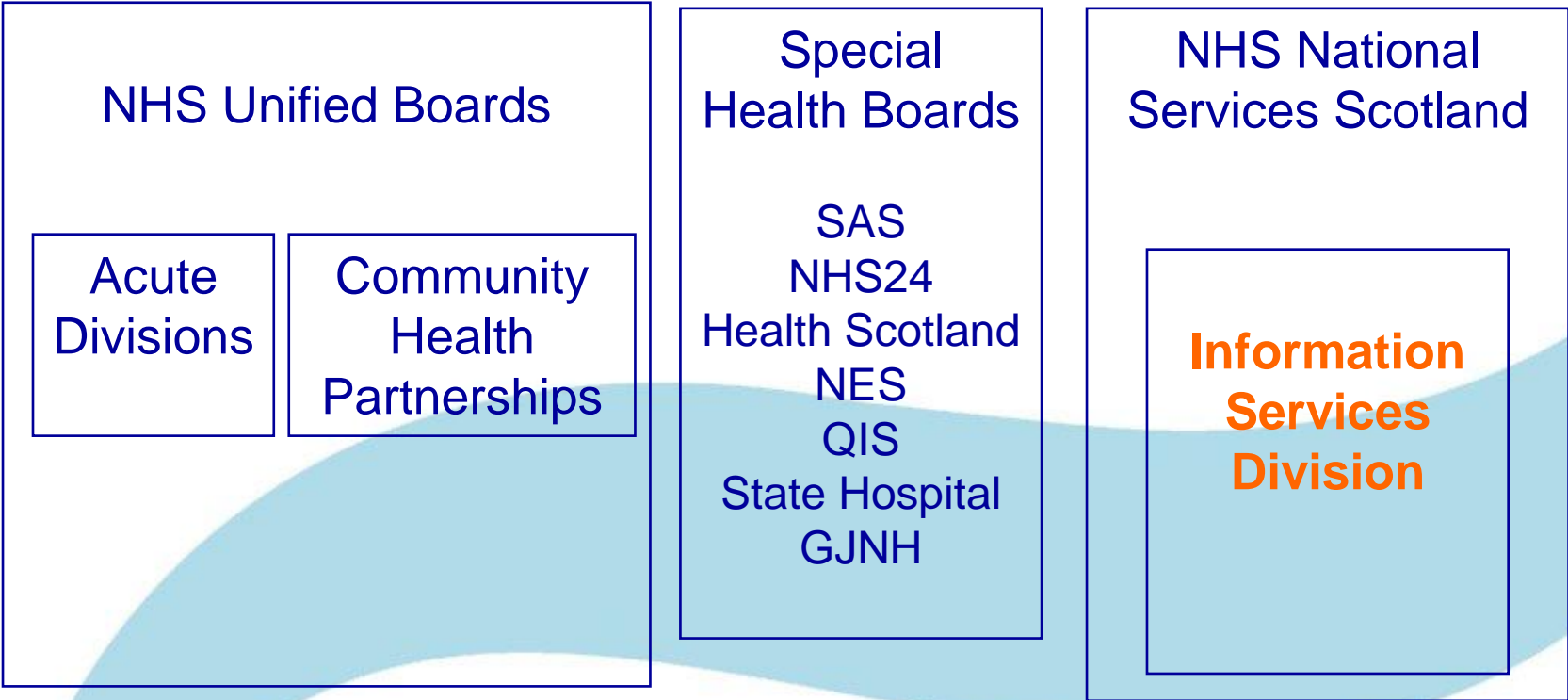


- Serving a population of 5,085,400
- £11bn budget
- 150,000 staff
- 14 NHS Boards
- 7 Special Health Boards
- 1 Agency (NSS)

# ISD – Part of NHS Scotland



## Scottish Government Health Directorates



# ISD Core services



- **National collection and management of health & care information**
- **Interpretation and statistical advice**

# ISD Core Services



## National Collection, Management and Development of Health and Care Information

- Patient and Activity Data
- Workforce and Earnings Data
- Costs



# ISD Core Services



## Interpretation and Statistical Advice

**Each year on average:**

- **3,200 information requests**
- **600 parliamentary questions**
- **80 statistical publications**



# Our Programmes & Groups



## Programmes:-

**Clinical Governance**  
**Performance Management**  
**Data Development**  
**Women & Children's Health**  
**Waiting Times**  
**Joint Future**  
**CHD/Stroke**  
**NCDDP**  
**Medicines Utilisation**  
**Substance Misuse**  
**Mental Health**  
**Public Health**  
**Equality & Diversity**

## Cancer

**Delivering for Health**

**Workforce**

**NHS Resources**

**Dental**

**General Medical Service**

**Prescribing**

**Information Governance**

## Groups:

**Data Intelligence Group**

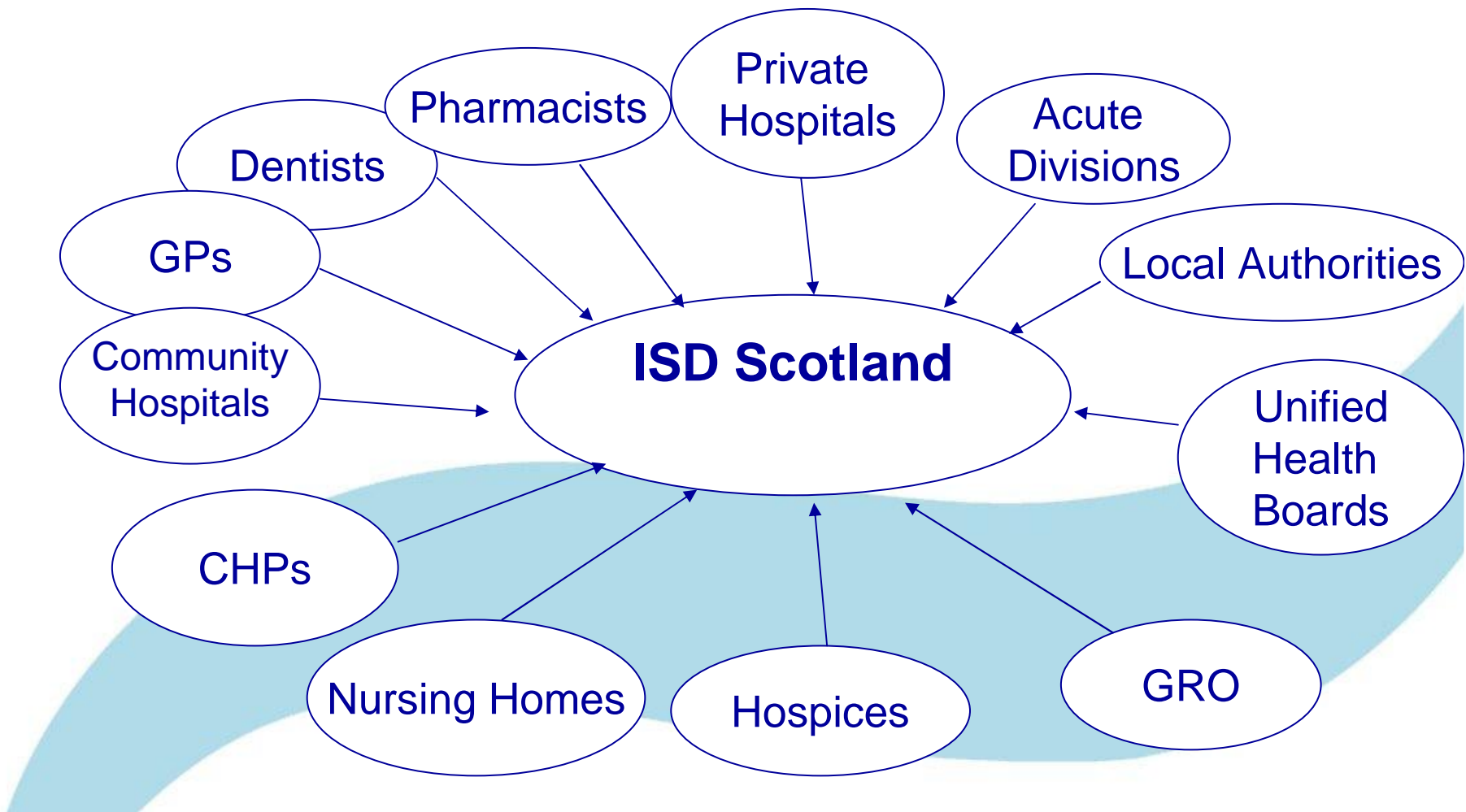
**Epidemiology & Statistics  
Group**

**Healthcare Information Group**

**Customer Relations**

**IT**

# Health & Care Information Sources



# Collecting data from cradle to grave ...



- Maternity
- Birth
- Neonatal Record
- Child-health Surveillance
- Immunisation
- GP Appointments
- Dental Appointments
- Outpatients
- A&E
- Hospital Admissions
- Prescribing
- Screening
- Cancer Registration
- Cancer Treatment
- Community Care
- Death

# The information gathering process




- **Data collected locally**
- **Data extracted from local system**
- **Locally “validated”**
- **Sent to Data Processing Team**
- **Added to national database**

# National Database



- **The foundation of how health in Scotland is understood**
- **Unique resource**



# Accessing information



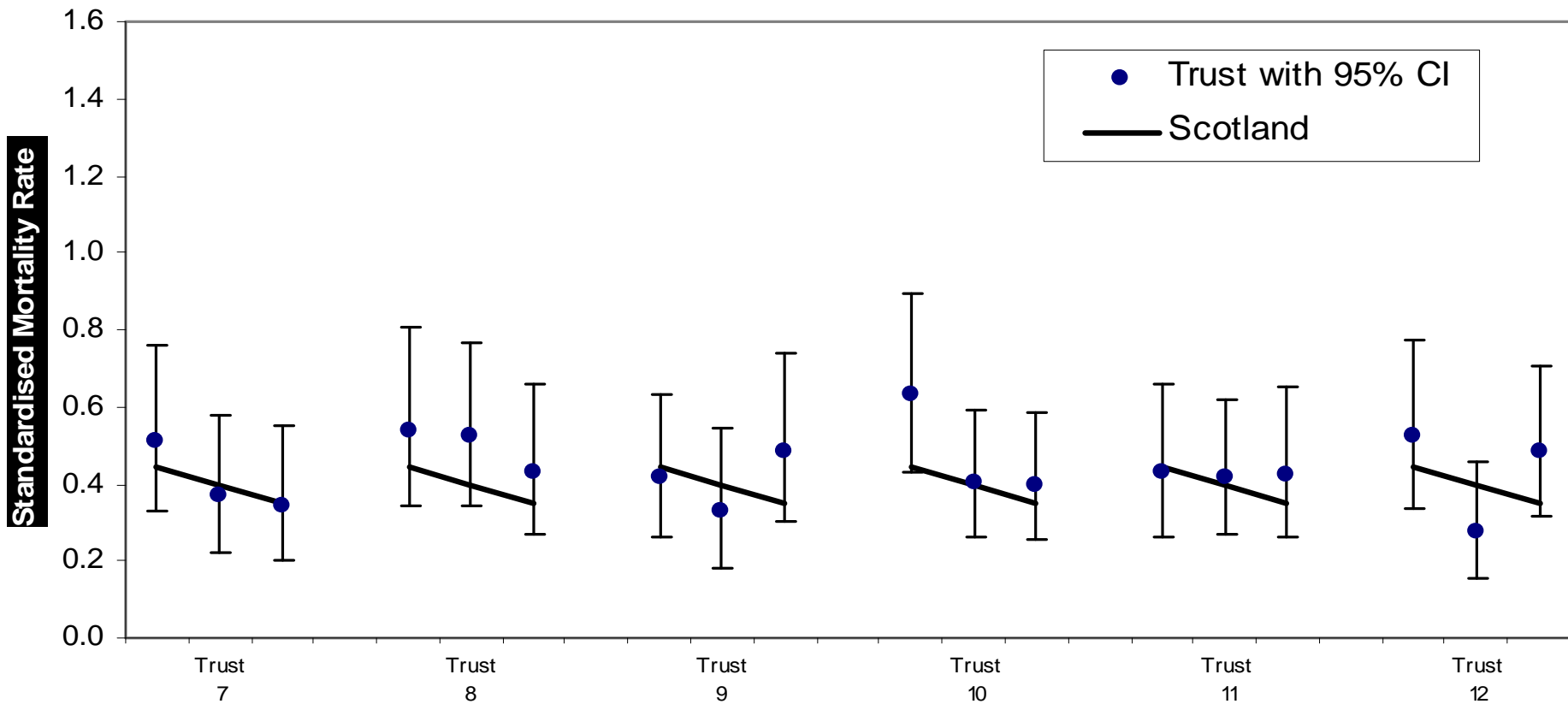
- Information Requests
- Consultancy Projects
- Regular Publications
- Online Information [www.isdscotland.org](http://www.isdscotland.org)
- Web-based Information Systems
- Training & Education

# How this information is used

- Quality Improvement



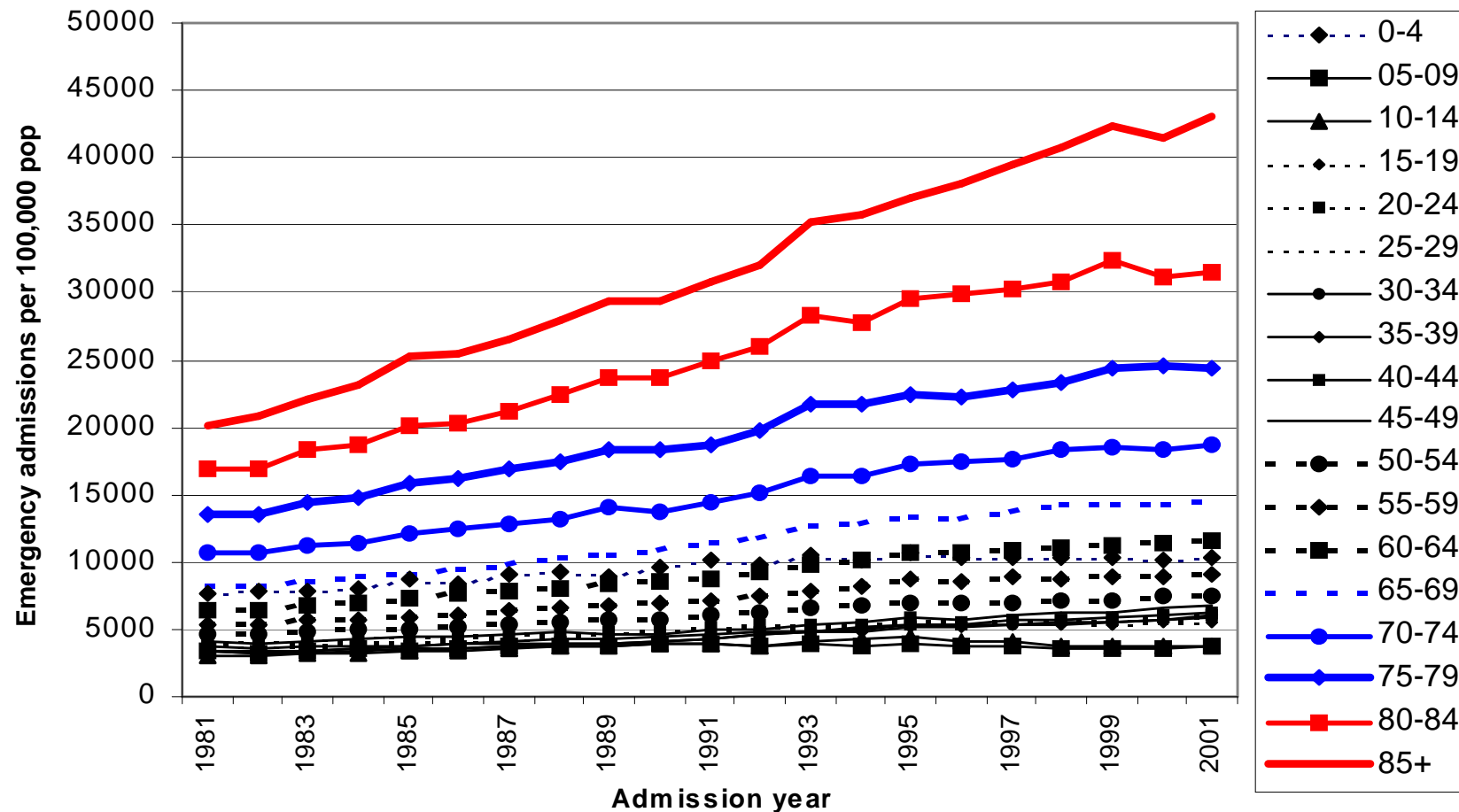
Mortality per 100 procedures, within 30 days of selected elective surgery



## How information is used – Service Planning



Trends (1981-2001) in emergency admission rates by age group.



# Drug Misuse Information Scotland

Bringing together information, statistics and research

- Home
- Information
- Site Partners
- About Site
- Links
- Search

## Welcome to the Drug Misuse Information Scotland website

This site provides information, statistics and research on drugs misuse in Scotland. Our target users are policy makers, professionals, researchers, employers and the wider community.

### What's new on this site

- 7th November - Substance Misuse Research: Review of Choices for Life - Scottish Executive
  - 30th October - Hepatitis C Proposed Action Plan in Scotland: Analysis of Consultation Responses - Scottish Executive
  - 30th October - Shooting Up: Infections amongst injecting drugs users in the UK 2005 - Health Protection Agency
  - 26th October - Response of the Advisory Council on the Misuse of Drugs (ACMD) to the House of Commons Science and Technology Committee's Report - Home Office - ACMD
  - 24th October - Drugs Classification - Making a hash of it? - Home Office
  - 23rd October - Summary of responses to the Home Office Consultation Letter on Section 2 of the Drugs Act 2005 - Home Office
- [Archive of site updates](#)

### Media monitoring

- Arrests and seizures after campaign - Scottish Executive 2 November 2006
  - [Call for inquiry into methadone death - BBC News](#) 2 November 2006
  - Drug dealer arrests in Edinburgh clubs - Evening News 1 November 2006
  - Media comment on drug services and joint working - The Guardian 1 November 2006
  - Brain-imaging technology research and drug misuse - Technology Review 30 October 2006
- [Archived News](#)

Enter your e-mail address below to receive regular site updates direct to your inbox.

Google™  
  
  
 All of the Internet  This site only

- Publications library
- Events & conferences

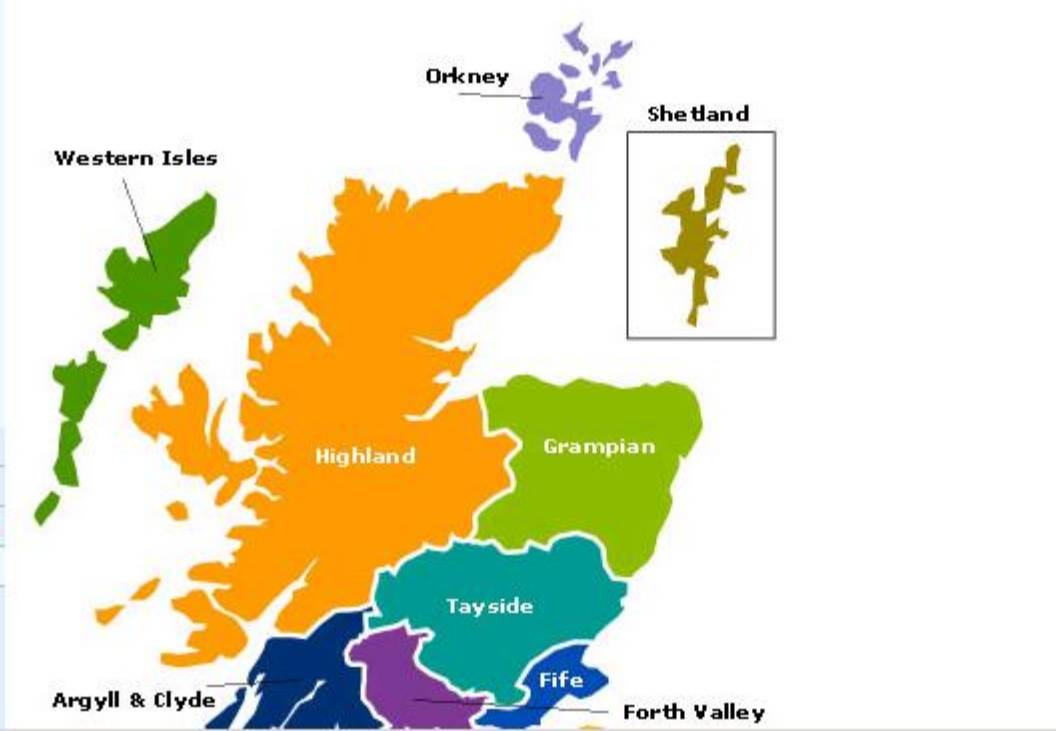
Managed by  
Scotland for the  
Scottish Executive

- Community Profiles**
- Scotland
  - Argyll & Clyde
  - Ayrshire & Arran
  - Borders
  - Dumfries & Galloway
  - Fife
  - Forth Valley
  - Grampian
  - Greater Glasgow
  - Highland
  - Lanarkshire
  - Lothian
  - Orkney
  - Shetland
  - Tayside
  - Western Isles
- Constituency Profiles**
- Health Inequalities**
- International Comparisons**
- Pilot Interactive Profiler**

[Home](#) > [Comparative health](#) > Profiles > [Community Profiles](#) > Scotland

## Community Profiles

Please click on a health board area to see the communities that lie within it.



[Text Only](#) | [Text Size: A A A](#)

The community profile data are also available on our [pilot interactive profiler](#)

### Background and Aims

In response to positive reaction to a pilot community profile of Paisley (produced by the Public Health Institute of Scotland (PHIS)) and demand for similar profiles in other areas, a set of 66 health and well-being profiles covering the whole of Scotland were created. These profiles were published in July 2004.

- The principal aims of the profiles were to:
- provide a detailed summary of health and health determinants in communities across Scotland
  - make local health information accessible to a wide audience
  - draw attention to health inequalities
  - highlight trends in key indicators where possible

### Evaluation

# Greater Glasgow

Please click on a community on the Greater Glasgow map below to access its health and well-being profile. Alternatively, you can use the left-hand menu.

The community profiles data can also be analysed using our [pilot interactive profiler](#).



- Introduction
- Constituency profiles
- Community Profiles**
  - Introduction
  - Argyll & Clyde
  - Ayrshire & Arran
  - Borders
  - Dumfries & Galloway
  - Fife
  - Forth Valley
  - Grampian
  - Greater Glasgow**
    - Anniesland, Bearsden & Milngavie
    - Bridgeton & Dennistoun
    - Camglen
    - Clydebank & Drumchapel
    - Eastern Glasgow
    - Eastwood
    - Glasgow West End
    - Greater Shawlands
    - Maryhill, Woodside & North Glasgow
    - South East Glasgow
    - South West Glasgow
    - Strathkelvin
  - Highland
  - Lanarkshire

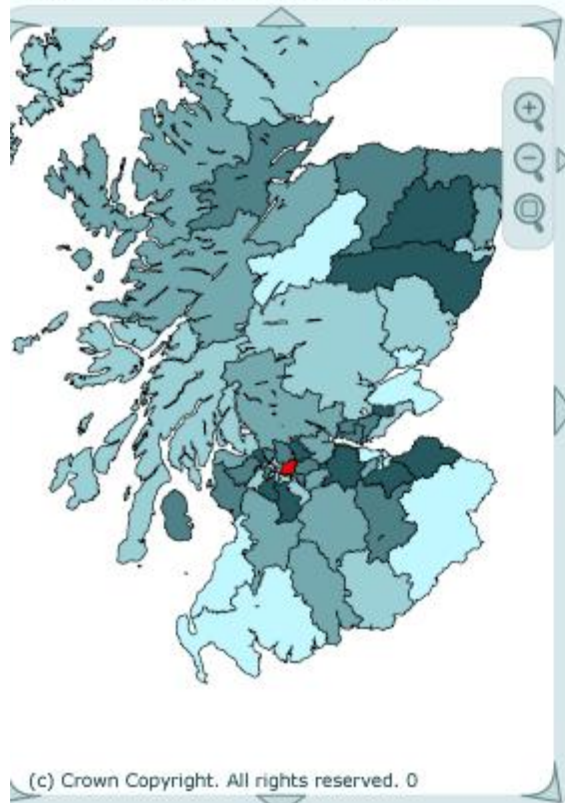
Population Demographics >> Population aged 0-15 (%)



Data Notes Reset Excel


Map / Profile Map / Table Table / Profile

Eastern Glasgow



Indicator	Count	Measure	% Diff	- Above/Below Scottish Average (%) +						
				-70	-50	-30	-10	+10	+30	+50
<b>-Population Demographics</b>										
Population aged 0-15 (%)	26425	21.1	10							
Population aged 16-64 (%)	79456	63.4	-2							
Population aged 65+ (%)	19388	15.5	-3							
Minority Ethnic Groups	1911	1.5	-24							
Life expectancy - males (yrs)	-	69.1	-6							
Life expectancy - females (yrs)	-	75.9	-4							
15 year-old boys surviving to 65 (%)	-	68.7	-12							
15 year-old girls surviving to 65 (%)	-	81.2	-7							
Deaths (sr)	1651	782.8	30							
Births (cr)	1350	4.9	1							
Average age of first-time mothers (yrs)	-	25.6	-3							
Teenage pregnancies (3 year total) (cr)	942	16.4	26							
Low birthweight babies (3 year total) (%)	308	8.0	38							
<b>-Health &amp; Function</b>										
Adults unable to work due to disability (%)	15765	20.8	96							
Disability Living Allowance claimants (%)	6538	8.6	93							
Attendance Allowance (elderly) (%)	4616	23.8	54							
Long term limiting illness (%)	34754	27.7	37							
Self-assessed health - "not good" (%)	20873	16.7	64							
<b>-Behaviour</b>										
Alcohol attributable hospitalisations (sr)	2248	1478.7	41							
Estimated smokers (%)	40224	44.3	28							
Smoking attributable deaths (cr2)	409	599.2	50							
Smoking during pregnancy (3 yr. total) (%)	1310	33.2	23							
Immunisation uptake (excl. MMR) (%)	-	96.0	0							
MMR immunisation uptake (%)	-	88.9	-1							
Breastfeeding at 6-8 weeks (%)	246	19.4	-44							
Travel by foot/bike/public transport (%)	35101	51.8	16							
Pre-school overweight/obese children (%)	218	21.6	1							
Drugs related deaths (5 year total) (cr2)	86	70.6	158							
<b>-Social Environment</b>										
Lone parent households (%)	6382	26.5	48							
Lone pensioner households (%)	8336	15.4	3							

(c) Crown Copyright. All rights reserved. 0



cr - crude rate per 100 population  
 cr2 - crude rate per 100,000 population;  
 cr3 - crude rate per 1,000 live births;  
 cr4 - crude rate per 1,000 resident population;  
 sr - age-standardised rate per 100,000 population

Comparison Geographies  
 Scotland 19.2



# How this information is used – Setting government policy



## **BETTER HEALTH, BETTER CARE:** A DISCUSSION DOCUMENT

*"Help people to sustain and improve their health, especially in disadvantaged communities, ensuring better, local and faster access to health care"*



## **How this information is used – Monitoring government policy**



- **Breastfeeding targets**
- **Childhood immunisation**
- **Children free of dental disease**
- **Teenage Pregnancy**
- **Waiting lists and waiting times**

# Stakeholders/Customers



- Hospitals/Primary Care
- Health Boards
- GP Practices
- Scottish Executive
- Scottish Parliament
- Health Councils
- Local Authorities
- Public
- Charities
- Universities
- Students
- Private Sector
- Media

